

**INCLUSIVE  
FUTURE OF WORK:  
RESEARCH  
INSIGHTS**



# THE FOURTH INDUSTRIAL REVOLUTION IS HERE

**Intelligent technologies** — such as Analytics, Big Data, Artificial Intelligence (AI) and Robotics — are **reshaping work** and **redefining skills** that are in demand across industries and geographies.

**Digital disruption** is rapidly reshaping daily life and society as a whole—and allowing businesses in every industry to reimagine what's possible.



# INTELLIGENT TECHNOLOGIES BRING OPPORTUNITIES FOR GROWTH

By 2022, AI alone could boost revenues  
by 38% and employment by 10%<sup>1</sup>



# WORKERS WILL NEED NEW SKILLS TO ADAPT

Workers in less complex roles\* face a double disadvantage

**SPEND MORE TIME ON  
AUTOMATABLE ACTIVITIES**

**7x**

Workers in less complex roles are seven times more likely to spend a significant proportion of time on automatable activities vs. workers in more complex jobs<sup>2†</sup>

**HAVE FEWER RESOURCES**



Workers in less complex roles have more limited financial safety net,<sup>3</sup> lower job security,<sup>4</sup> lower proficiency in high-demand skills,<sup>5,6</sup> and unequal access to training<sup>7</sup>

\*Role complexity has been defined in accordance with the International Labor Organization's (ILO) International Standard Classification Occupations (ISCO), which groups occupations across eight categorizations, and ILO Skill Levels. Less complex roles consist of routine activities and typically require only primary or secondary education.

†Analysis conducted in US, Brazil, UK, France, Germany, S Africa, and Japan. Represents the average likelihood of automation/augmentation.





# **INCLUSIVE FUTURE OF WORK**

## **ATLANTA LOCAL MARKET RESEARCH**

# OUR RESEARCH APPROACH

## METHODOLOGY

Using data from the G20 reports, O\*Net, American Community Survey, Bureau of Labor Statistics & MIT Living Wage Calculator, combined with Accenture subject matter expertise and local ethnographic interviews, we performed analysis to:

- Assess technology impact estimates for tasks and occupations
- Investigate Atlanta's MSA-level workforce data, matching technology impact at a local level and calculating other factors (i.e.: wage analysis, growth forecast, demographic info)
- Understand the mindsets and experiences of workers—their challenges, beliefs, priorities, present/past/future circumstances in relation to workplace participation
- Aggregate a macrolevel view of local workforce insights, current trends and market/stakeholder landscape



An aerial, high-angle photograph of a busy city square paved with light-colored bricks. Numerous people are seen walking in various directions across the square. Some are in small groups, while others are alone. A few people are holding umbrellas, suggesting a recent or impending rain. The overall scene is one of a bustling, active public space.

# WHAT IS THE IMPACT OF AUTOMATION TO THE WORKFORCE IN ATLANTA?

# OCCUPATIONS IMPACTED

19% of occupations (303k jobs) have a **high potential for automation**

## Sample Occupations **Most** Impacted by Automation



### PACKERS

86% Automation Potential



### DISHWASHERS

92% Automation Potential



### LANDSCAPING WORKERS

98% Automation Potential



### CASHIERS

73% Automation Potential



### BOOKKEEPING CLERKS

69% Automation Potential



### FOOD PREP WORKERS

92% Automation Potential



### LABORERS

86% Automation Potential



### JANITORS

83% Automation Potential



### HOUSEKEEPING STAFF

75% Automation Potential

## Sample Occupations **Least** Impacted by Automation



### URBAN/REGIONAL PLANNERS

0% Automation Potential



### MARKETING MANAGERS

1% Automation Potential



### SALES MANAGERS

1% Automation Potential



### PHYSICIANS

5% Automation Potential



### SURGEONS

5% Automation Potential



### PUBLIC RELATIONS SPECIALISTS

0% Automation Potential



### COMPUTER HARDWARE ENGINEERS

6% Automation Potential



### SOFTWARE DEVELOPERS

3% Automation Potential



### SECONDARY TEACHERS

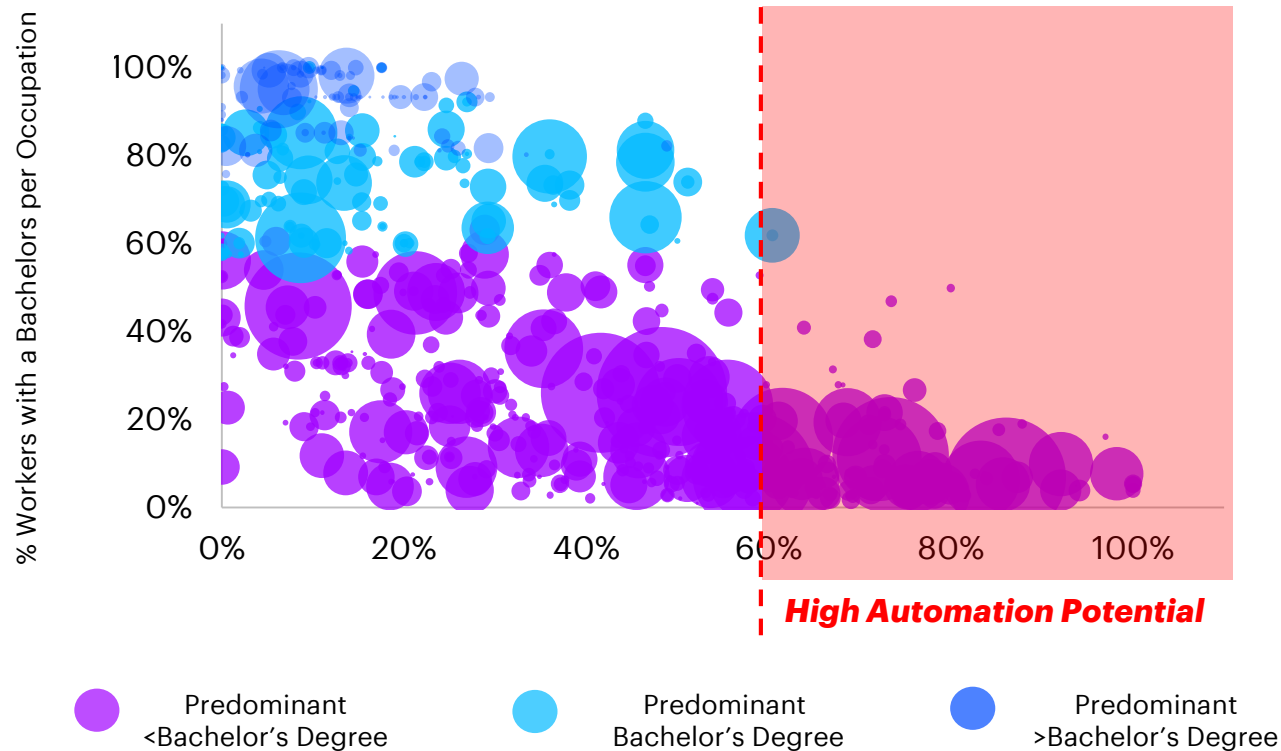
4% Automation Potential



# EDUCATION: A LEADING INDICATOR IN AUTOMATION

**Less-degreed workers** are more likely to have jobs susceptible to automation

## Automation Potential by Educational Attainment



## KEY INSIGHTS

**74%**

of highly automatable occupations are predominantly held by workers **without** a bachelor's degree

**51%**

of workers in over the age of 25 **do not** have a bachelor's degree and face barriers to entry in the job market

“Employers are seeking a bachelor's degree for jobs that formerly required less education, even when this makes the position harder to fill.”

–“Moving the Goal Posts: How Demand for the Bachelor's Degree is Reshaping the Workforce” by Burning Glass

# THE WORKER EXPERIENCE

## Perception of Technology and Automation

- Openness to use technology on/off the job
- Increase productivity, efficiency, ease, knowledge
- Allows for a better lifestyle
- Technical issues impact productivity, accuracy, customer satisfaction

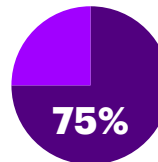


## WORKERS ARE TECH-SAVVY

80% is willing to embrace technology and the skills needed

## Motivations

- Family
- Making a Difference
- Giving Back
- Personal Development

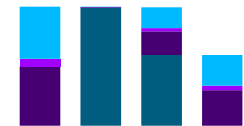


## THEY DESIRE TO MAKE AN IMPACT

75% are motivated by helping their families and others

## Frustration/Challenges

- Skill Gaps
- Experience Required
- Limited exposure to upskill/match skills to experience
- Lack of feedback when denied for jobs
- Ageism/Racism



## MANY FACE PERSONAL BARRIERS

75% don't have the skills required by employers

# HOW WE CAN BUILD SOLUTIONS?

## OPPORTUNITY IDENTIFICATION

After categorizing jobs to frame opportunities, we can brainstorm ideas for solutioning to:

- Understand the needs of both workers and employers to successfully transition impacted workers into **Opportunity Jobs**



# WHAT DEFINES AN OPPORTUNITY JOB?

AN “OPPORTUNITY OCCUPATION” IS ONE THAT HAS A LOWER LIKELIHOOD OF AUTOMATION, PAYS A LIVING WAGE, AND IS PROJECTED TO GROW

FACTOR

SIGNIFICANCE



## Automation Resilience

Workers can move into more stable positions that will have a lower potential of being impacted by automation



## Pays Livable Wages

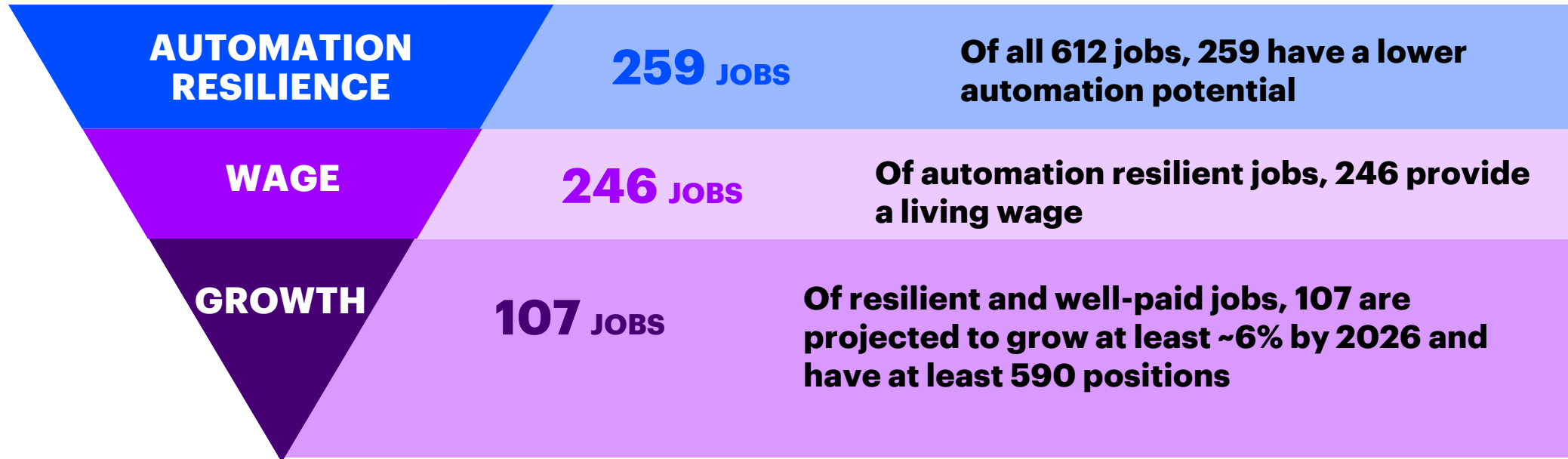
Workers can at least meet living requirements for Atlanta by securing a job that provides at least a living wage as defined by the MIT Living Wage Calculator



## Promising Growth Projections

Growing occupations based on market demand will have more openings in the future, and provide more job security to those employed

# DEFINITION OF OPPORTUNITY JOBS IN ATLANTA



**107 Jobs**  
**589K Positions**

# INSIGHTS IN OPPORTUNITY IDENTIFICATION



## ACCESSIBILITY IS KEY

- Of Opportunity Jobs, **63%** have high barriers to entry, making transitions difficult
- Jobs with low barriers to entry typically see higher automation potential



## AUGMENTATION IS A FACTOR

- **84%** of Opportunity Jobs have high levels of augmentation potential
- Augmentation present new opportunity for skilling, as workers will need to interact with technologies more often

“The requirement that everyone wants you [to] have specific knowledge of their job which you can’t get unless you work there. They also require a certain number of years of experience. It’s hard to find entry into a company.”

Maya, 30



# ATLANTA OPPORTUNITY JOBS\*

Data is as of 2018

Job Title	Role Cluster	Mean Hourly Wage**	% With Bachelor's or Higher†	Augmentation Potential††
Computer and Information Systems Managers	Management and Leadership	\$70.75	75%	54%
General and Operations Managers	Management and Leadership	\$59.01	46%	44%
Software Developers (Applications)	Science and Engineering	\$51.18	85%	82%
Information Security Analysts	Analytical Subject Matter Expertise	\$46.26	68%	83%
Financial Analysts	Science and Engineering	\$41.82	86%	85%
Occupational Health and Safety Specialists	Analytical Subject Matter Expertise	\$35.78	64%	89%
Dental Hygienists	Human-centered services	\$32.37	38%	92%
Diagnostic Medical Sonographers	Relational Subject Matter Expertise	\$30.94	33%	81%
Special Education Teachers (Secondary School)	Empathy and Support	\$28.18	85%	75%
Interpreters and Translators	Relational Subject Matter Expertise	\$27.31	53%	100%
Mental Health and Substance Abuse Social Workers	Empathy and Support	\$19.10	79%	44%
Hairdressers, Hairstylists, and Cosmetologists	Human-centered Services	\$13.30	7%	37%

\*Opportunity jobs are defined as jobs that pay livable wages according to the MIT Living Wage Calculator, spend less than 22.5% of their time on automatable tasks and have at least a 6% expected growth rate by 2026.

\*\*Mean Hourly Wage is defined by the Occupational Employment Statistics and Bureau of Labor Statistics using MSA employment data.

†Education level is calculated using the American Community Survey data to measure the percentage of incumbent workers that have a bachelor's degree or higher

†† Augmentation potential is defined using Accenture automation expert analysis to measure the percent of time that an occupation that has augmentation potential. Augmentation potential represents the potential for activities to be improved through human and machine collaboration.

**QUESTIONS?**



# SOLUTION IDEAS & THEMES



Workforce Elevation Studio: Single stop workforce development ecosystem hub in target areas for demand-driven Future of Work opportunities (ie: skilling, experiential/apprenticeships, jobs etc.)



Comprehensive wraparound services that include emotional/mental health & wellness, transportation, child care etc. and leverage public/private resources



Targeted support from life coaches, mentors and guidance counselors for youth and adults for helping obtain and retain work



Assessment tool for competencies and capabilities to understand workers' motivations and skills and generate job matches—work with employers to change criteria



Online learning platforms that reimagine education—focus on demand-driven skilling and credentialing, not just degree attainment for workers, students, interns, apprentices etc.