



**GEORGIA** CHAMBER  

---

**FOUNDATION**

---

**FUTURE OF TALENT**

# 5 YEARS OF RECORD ECONOMIC GROWTH IN GEORGIA

**2.2K**  
PROJECT  
LOCATIONS



**\$134B**  
CAPITAL  
INVESTMENT



**10TH**  
YEAR AS BEST  
STATE FOR BUSINESS



**268K**  
JOBS  
CREATED



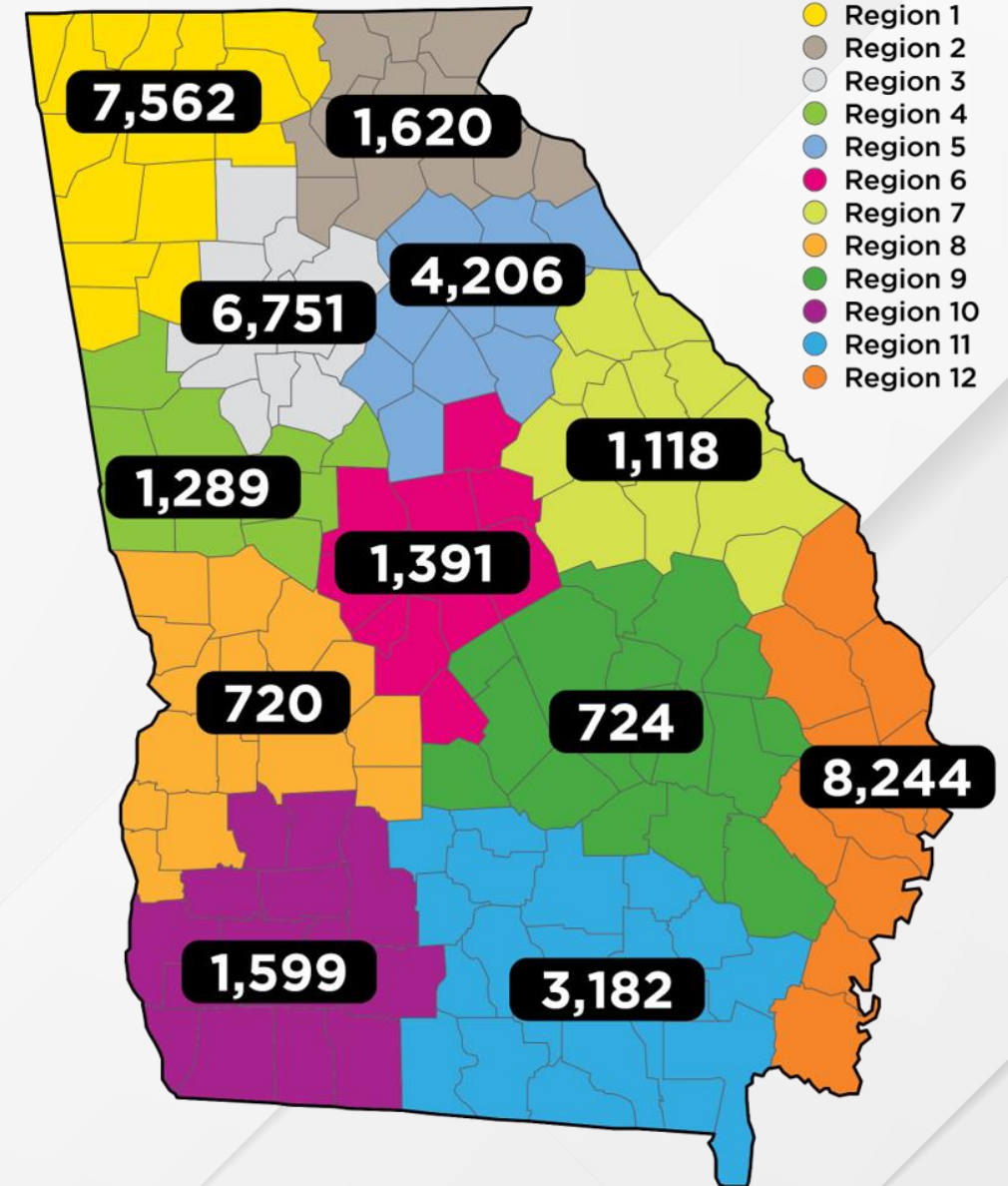
**\$68B**  
REAL GDP  
GROWTH



**77% OF ECONOMIC ACTIVITY IN RURAL GEORGIA**

# FY 2023 Investment

REGION	PROJECTS	INVESTMENT
1	36	\$7.89 B
2	21	\$767 M
3	67	\$3.67 B
4	19	\$2.95 B
5	39	\$911 M
6	28	\$724 M
7	38	\$864 M
8	15	\$398 M
9	20	\$371 M
10	53	\$1.03B
11	52	\$1.90B
12	38	\$2.75B
ALL	426	\$24.2B



# Georgia Economic Overview

## Top Occupations

- Registered Nurses
- Software Developers
- Retail Salespersons

**5,145,000+** Georgians employed

**LFPR 62%**

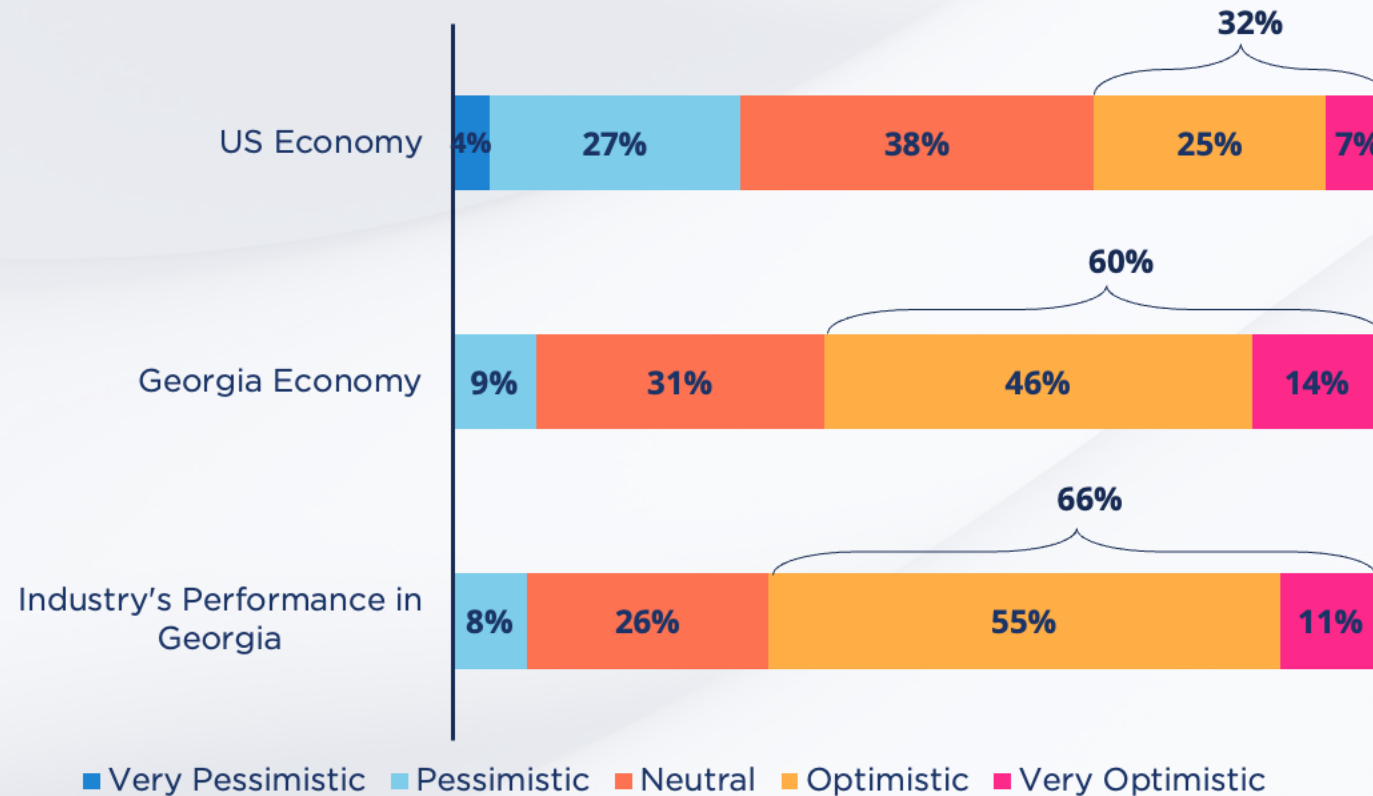
**Unemployment Rate 3.4%**

Georgia Total Unique Job Postings



# When asked about their overall sentiment towards the economy, 60% of CEOs were “**Optimistic**” or “**Very Optimistic**” about the Georgia economy.

What is your personal outlook towards the following over the next 12 months?



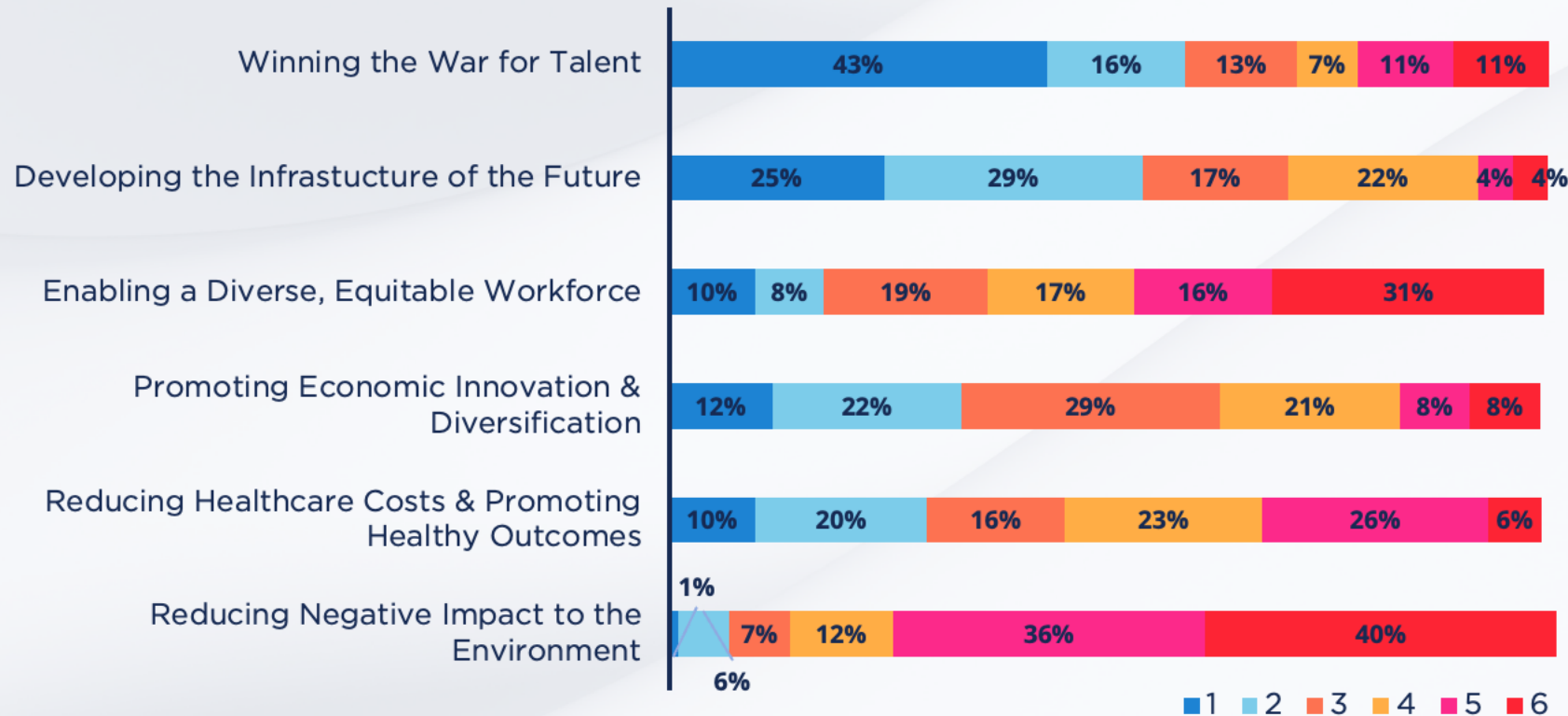
CEOs were similarly positive about their industry's performance in Georgia, with 66% being “Optimistic” or “Very Optimistic.”

This contrasts with their view of the US economy. Only 32% were “Optimistic” or “Very Optimistic” regarding the US economy.

# When asked to rank issues affecting the future of Georgia's economy, most CEOs were concerned with **human capital and infrastructure**

Environmental impacts and creating a diverse and equitable workforce are the least prioritized issues for CEOs when thinking about Georgia's future economy.

*Rank these issues in order of importance as you think of the future of Georgia's economy.*



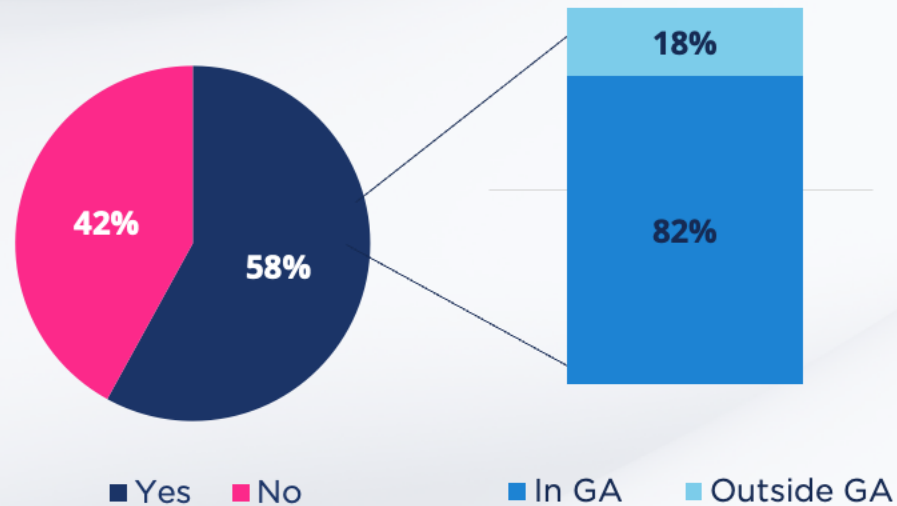
Of the CEOs who ranked "Winning the War for Talent" as their #1 concern, 75% were CEOs from large businesses (1000+ employees).

Most CEOs ranked "Reducing Negative Impact to the Environment" as the least important issue for Georgia's future economy. Of the CEOs who ranked this issue in their top 3 concerns, 50% were CEOs from small businesses (0-24 employees).

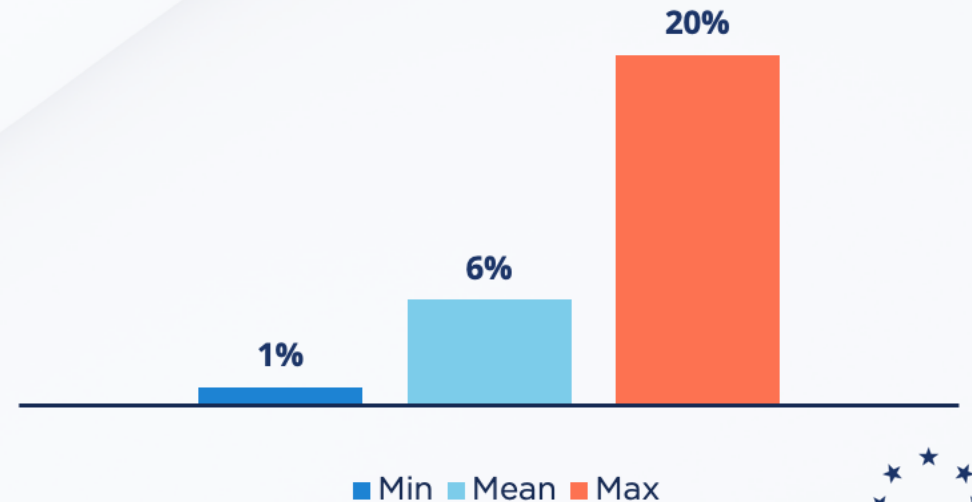
Over half of CEOs – 58% – are currently experiencing workforce shortages. On average, CEOs indicated a need to increase their workforce by 6%.

Of the 58% of CEOs that are experiencing workforce shortages, 82% were headquartered within the state, which nearly matches the overall percentage of businesses headquartered in GA across the entire survey (85%).

*Are you currently experiencing workforce shortages?*



*By what percentage do you need to increase your workforce?*





**GEORGIA** CHAMBER  

---

**FOUNDATION**

---

FUTURE OF TALENT



# Driving Trends

**Job Growth:** By 2050, 3.1 Million new jobs will be created, or a 46% increase from today.

**Population Growth:** By 2050 Georgia's population will grow by 2.5 million people to just under 13.4 million calling Georgia home.

**Workforce Participation:** Nearly 40%, or roughly 3.2 million, of working age Georgians are not engaged in the workforce.

**Carrer Training:** 40% of high school students have not completed career trainings by graduation

**Regulatory Barriers:** 1 in 6 jobs in Georgia require an occupational license and 1 in 4 Georgias high demand Carrers require a license



# Demographic & Community Trends

## Compared to similar regions across the US

- Higher veteran and retiree population
- Lower millennial population

## 2040 Population

- Significant Hispanic and Asian population growth
- Decline in ages 0 to 19, and 20 to 29

**Poverty Rate: 18.6%**

**Some college and technical training: 22%**

Projected Population Growth by Region



# Early Learning

## Enrollment Trends

- 50% of our youngest children are not enrolled in public pre-school programs.
- Georgia's Pre-K enrollment declined from 60% in 2019 to 49% in 2021
- 2,592 kids on the AY 2021 Wait List

## Economic Considerations

- Georgia's labor force participation rate hovers at 61%
- In 2021, 29% of children lived in a cost burdened household



## Percent of Eligible Children Enrolled in Georgia Pre-K

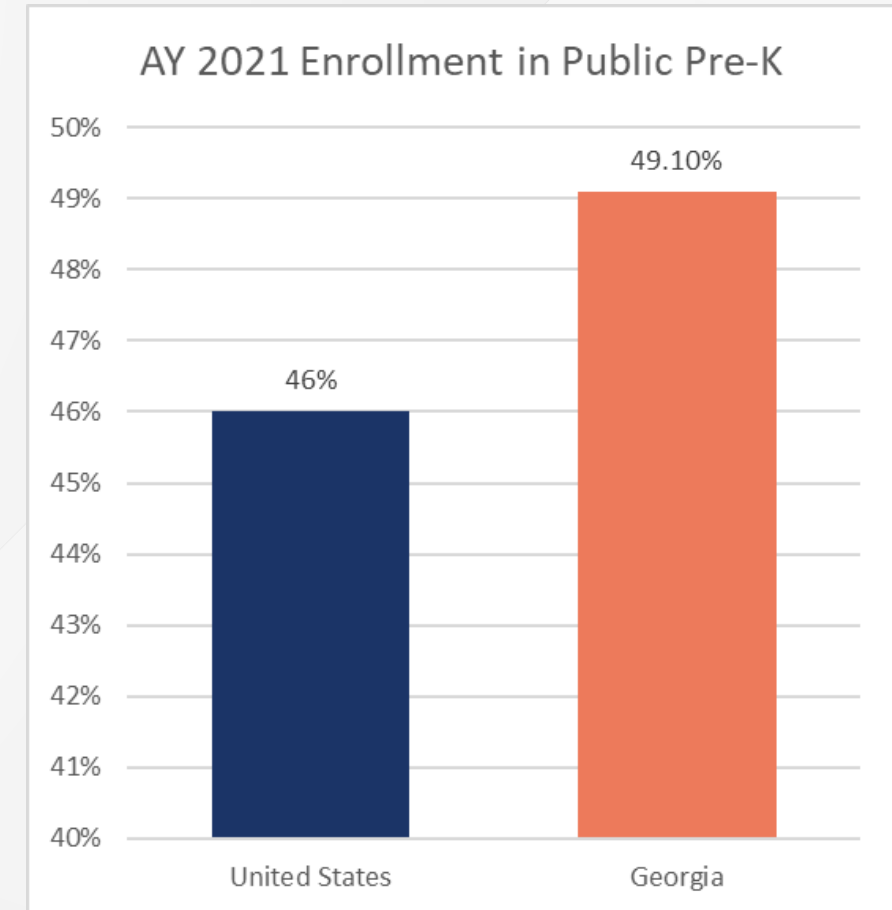
2019	2020	2021
60.1%	58.9%	49.1%



# Early Learning

## National Trends

- State funded Pre-K programs have nearly doubled from 2002 to 2016
- Head Start enrollment fell by 30% nationally from 2019 to 2021
- 35 states have public Pre-K programs which enroll children as early as 3 years old



# K-12 Education

## Literacy

- Currently, students in our states metro school district have the highest share of proficiency at 46.7% with students in our rural communities having the lowest rate of proficiency at 33.4%

## CTAE

- Higher Graduation Rates than Non-CTAE students
- 40% of High School grads don't graduate with career training

## Education Workforce

- 89.2% of teachers are retained within the state after degree completion, with the highest rates being Pre-k teachers at 92.4%.
- Teacher attrition in Georgia- 78% leave formally, 11.5% teachers leave due to retirement and 5.2% leave to accept another education position



3rd Grade Reading Levels % of Students at Proficient or Higher

Statewide	Metro	Rural	Hub
38.6%	46.77%	33.39%	35.33%



# K-12 Education

## Georgia Match

- We applaud the Governor's Office and our Education Partners across the state
- 12,000 Georgia Students have taken the next steps as a part of the program

**GEORGIA  
MATCH**



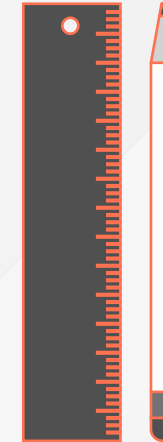
# Higher Education

## Technical College System of Georgia

- Enrollment has increased by 2.2% since AY 2021
- 25% of students in AY 2023 are Dual Enrolled
- 45% of students are considered economically disadvantaged

## *High Demand Careers Initiative*

- First state-funded apprenticeship program
- Provides up to \$10K to the employer per apprentice
- 127 apprenticeships with over 40 employers across the state



**TCSG institutions  
trained  
45K+ employees  
over 4.4 million  
hours of work in  
AY 2022**



# Higher Education

## University System of Georgia

- 26 institutions with 389 facilities
- ~4% of students are dual enrolled
- Decrease in undergraduate awards, but 10% increase in graduate/professional degree awards, AY 2022

## Private Institutions

- 24 institutions serving over 70K students
- +9% undergraduate enrollment
- +7% graduate enrollment

## Undergraduate and Graduate Enrollment





# Existing Workforce

## Workforce Trends

- Labor Force Participation rate highest in Metro Atlanta; 66%

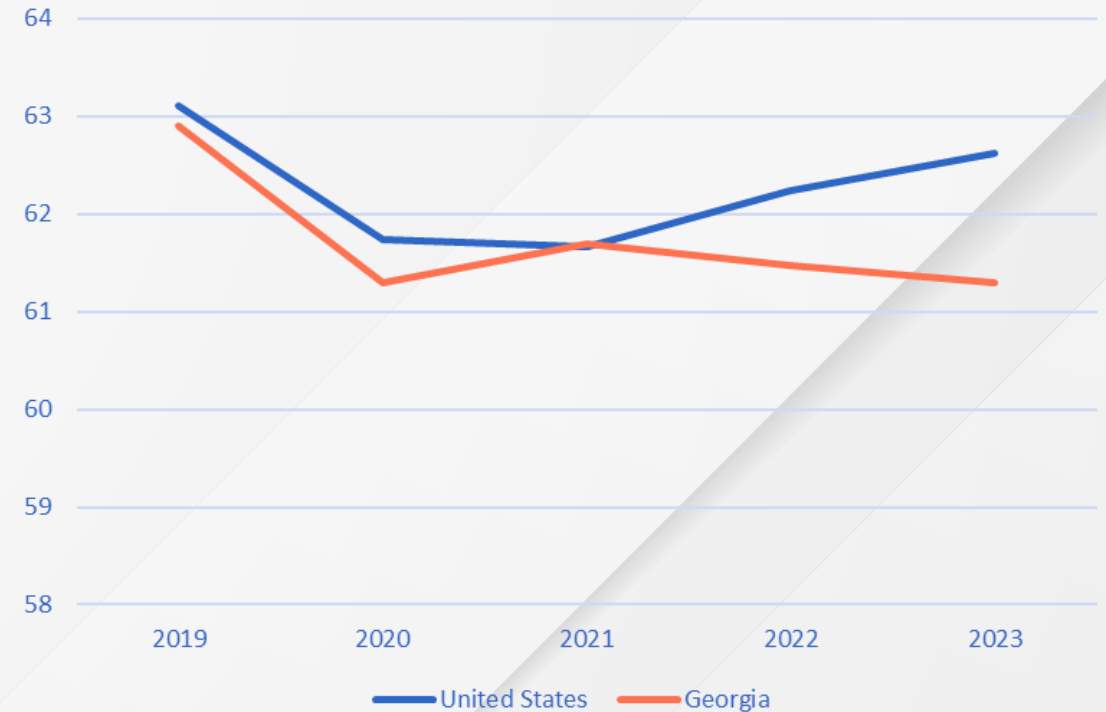
## Fastest Growing Industries to 2030

- Educational Services (16%)
- Arts and Entertainment (16%)
- Healthcare and Social Assistance (15%)
- Transportation and Warehousing (14%)

## Fastest Growing Industries to 2030, Metro Atl.

- Telecommunications (65%)
- Battery Manufacturing (53%)
- Wiring Device Manufacturing (50%)
- Satellite Telecommunications (47%)

Labor Force Participation Rate



# Barriers to Employment

## Occupational Licensing

- 1 in 6 Georgia jobs require a license
- 25% of Georgia's high-demand careers require a license

## Child and Family Care

- Infant care is nearly 14% of the average family's income

## Housing

- Home-ownership rates among adults aged 25 to 34 has declined by 4 points in the last 30 years

	Owner-Occupied Housing
United States	64%
Georgia	64%
Rural	70%
Hub	58%
Metro Atlanta	67%



# Existing Workforce

## Increasing Participation; Employment Solutions

### *Second Chance Hiring*

- Employed individuals are twice as likely to avoid re-arrest

### *Child-Care Solutions*

- Economic activity could expand by \$4.6 billion given families spend no more than 10% of their income on child-care

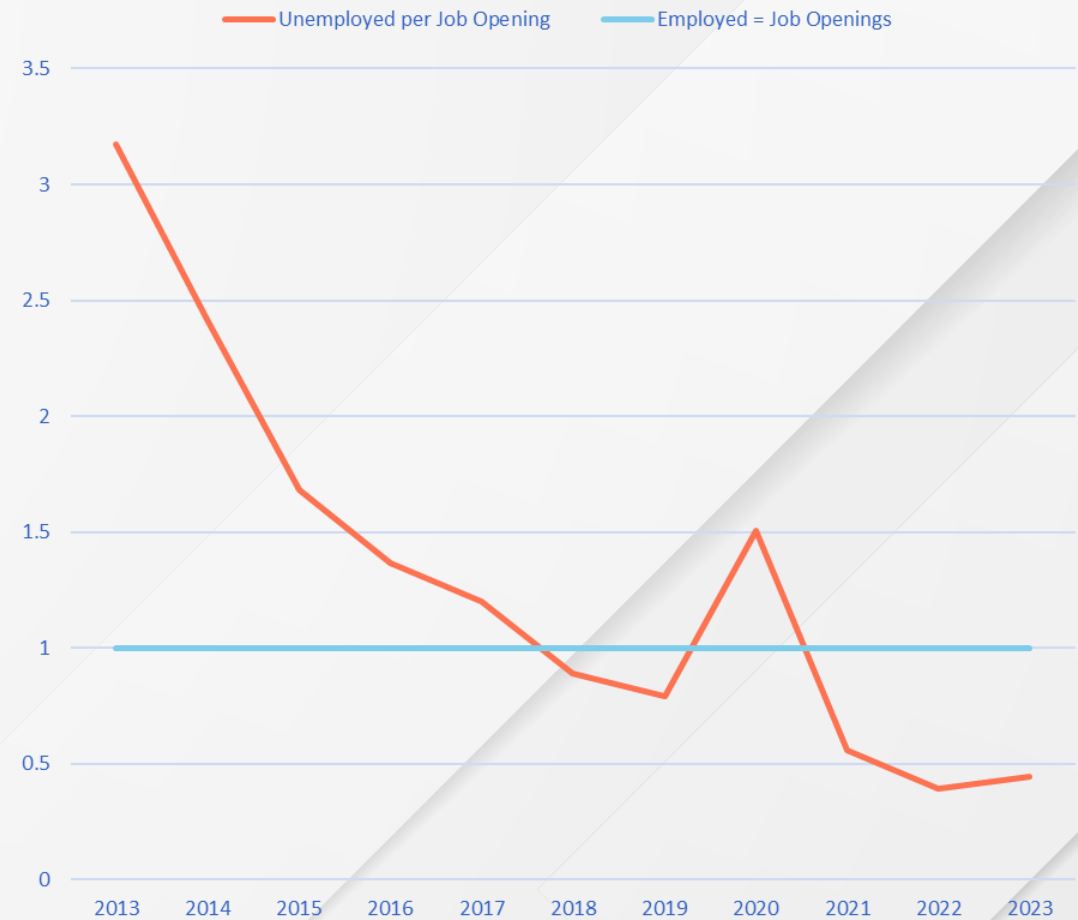
### *Retraining and Upskilling*

- Workers aged 21 to 40 are most likely to seek upskilling

### *The Retired Workforce*

- 1 in 6 retirees are going back to work

Average Number of Unemployed Persons per Job Opening in Georgia per Year





**GEORGIA**CHAMBER  
FOUNDATION

**Daniela Perry**

**Vice President, Georgia Chamber Foundation**

[Dperry@gachamber.com](mailto:Dperry@gachamber.com)

**Savannah Taylor**

**Public Policy & Research Manager**

[staylor@gachamber.com](mailto:staylor@gachamber.com)

**Will Bostelman**

**Public Policy Manager**

[wbostelman@gachamber.com](mailto:wbostelman@gachamber.com)



<https://www.gachamber.com/economic-reports/>